

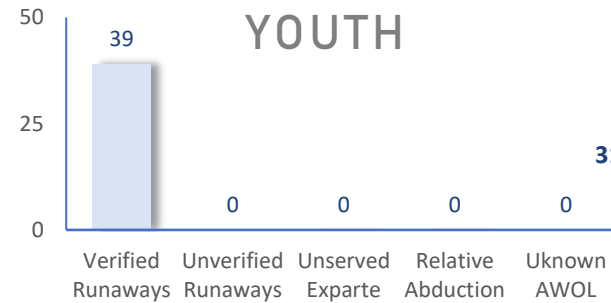
The following statistics show the status and demographics of absent Kansas foster youth and track DCF's successful recovery efforts.

RECOVERED YOUTH

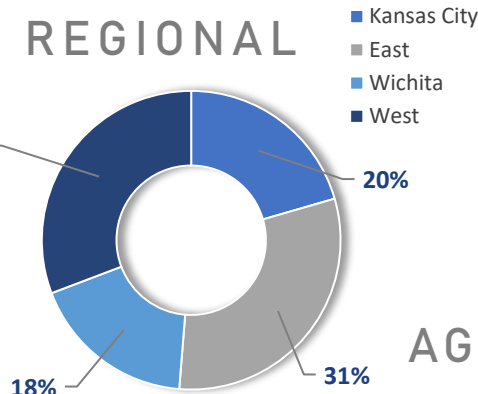


*A youth may be recovered more than once per month.

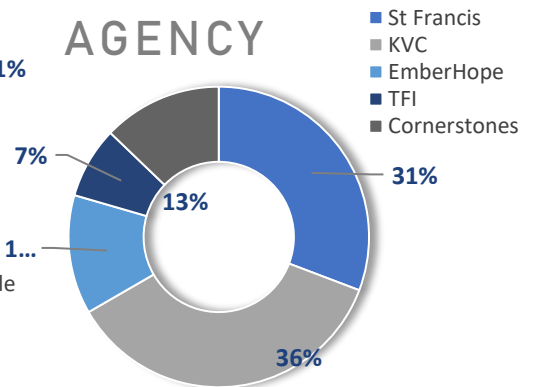
CURRENT AWOL YOUTH



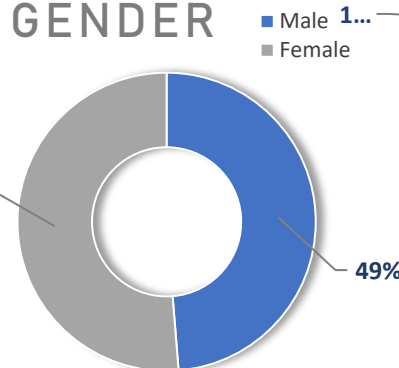
REGIONAL



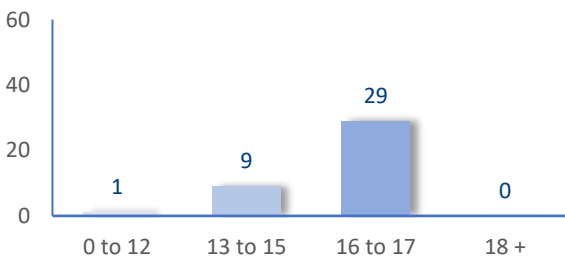
AGENCY



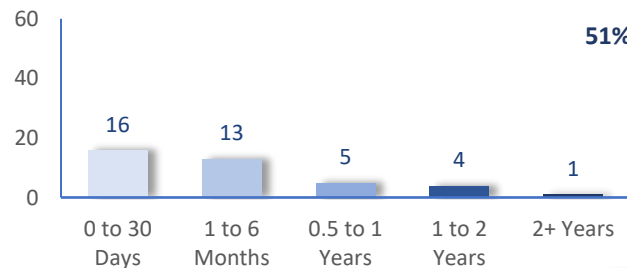
GENDER



AGE



TIME



DAILY AWOL YOUTH

2024

July		August		September		October	
DATE	# AWOL	DATE	# AWOL	DATE	# AWOL	DATE	# AWOL
2	54	1	44	2	44	1	39
3	54	2	42	3	44	2	38
5	50	5	38	4	38	3	36
8	50	6	37	5	36	4	36
9	46	7	43	6	37	7	39
10	42	8	45	9	38	8	
11	42	9	44	10	41	9	
12	44	12	40	11	38	10	
15	45	13	40	12	41	11	
16	45	14	40	13	41	14	
17	50	15	40	16	41	15	
18	48	16	40	17	41	16	
19	43	19	40	18	42	17	
22	43	20	40	19	46	18	
23	43	21	41	20	41	21	
24	45	22	41	23	40	22	
25	45	23	43	24	40	23	
26	44	26	42	25	38	24	
29	46	27	42	26	37	25	
30	47	28	44	27	35	28	
31	45	29	44	30	37	29	
		30	44			30	
						31	